

## Achievement of Pupils

EYFS  
Y1 & Y2  
Phonics  
Y2 SATs  
Y6 SATs



## Summary of EYFS, Phonics, Y2 & Y6 SATs Data Headlines July 2017

EYFS Good Level of Development 2017 Nat: 71%	Phonics Expected 2017 Nat: 81%	KS1 Reading Expected 2017 Nat: 76%	KS1 Writing Expected 2017 Nat: 68%	KS1 Maths Expected 2017 Nat: 75%	KS1 Combined (RWM) 2017s Nat: 64%	KS2 Reading/Writing/ Maths 2017 National: 61%	KS2 Reading 2017 National: 71%	KS2 Writing Expected 2017 National: 76%	KS2 SPAG Expected 2017 National: 77%	KS2 Maths Expected 2017 National: 75%
77%*	84%	80%	75%	83%	75%	74%	81%	84%	86%	88%

In line with national or above

Within 5% of national

Difference > 5% less than national

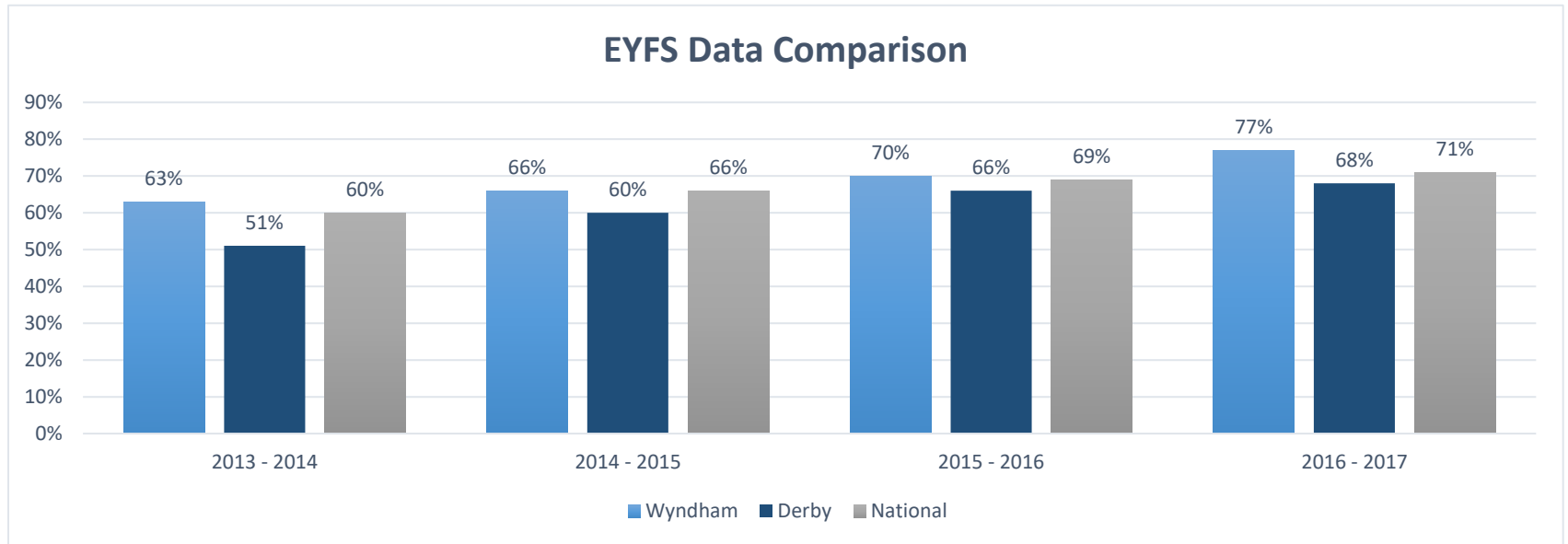
Throughout the year we have undertaken rigorous moderation and standardisation to ensure that staff were confident in judgements made regarding children's attainment.



# EYFS

## Data Comparison against National 2014, 2015 and 2016

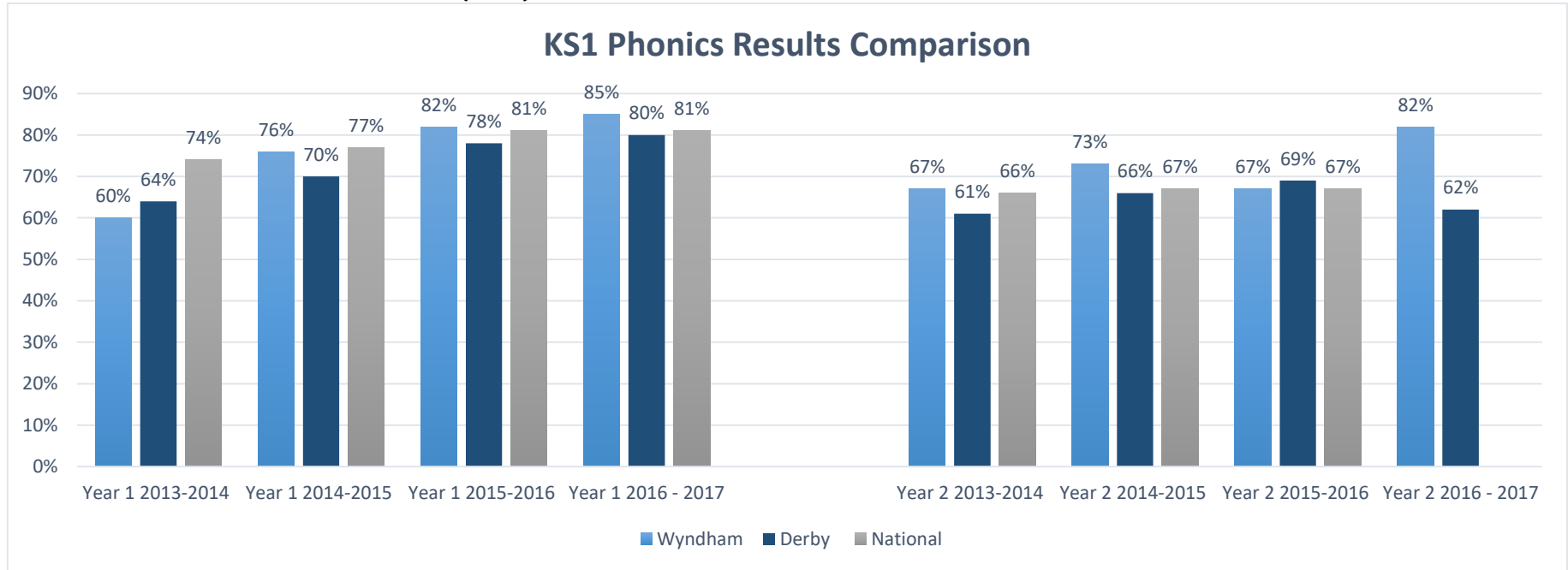
The attainment of children in EYFS achieving a Good Level of Development (GLD) has increased over time, from 66% to 77% and this year it is above national (+6%).



**Y1 &  
Y2  
Phonics**

**Data Comparison against National 2014, 2015 & 2016**

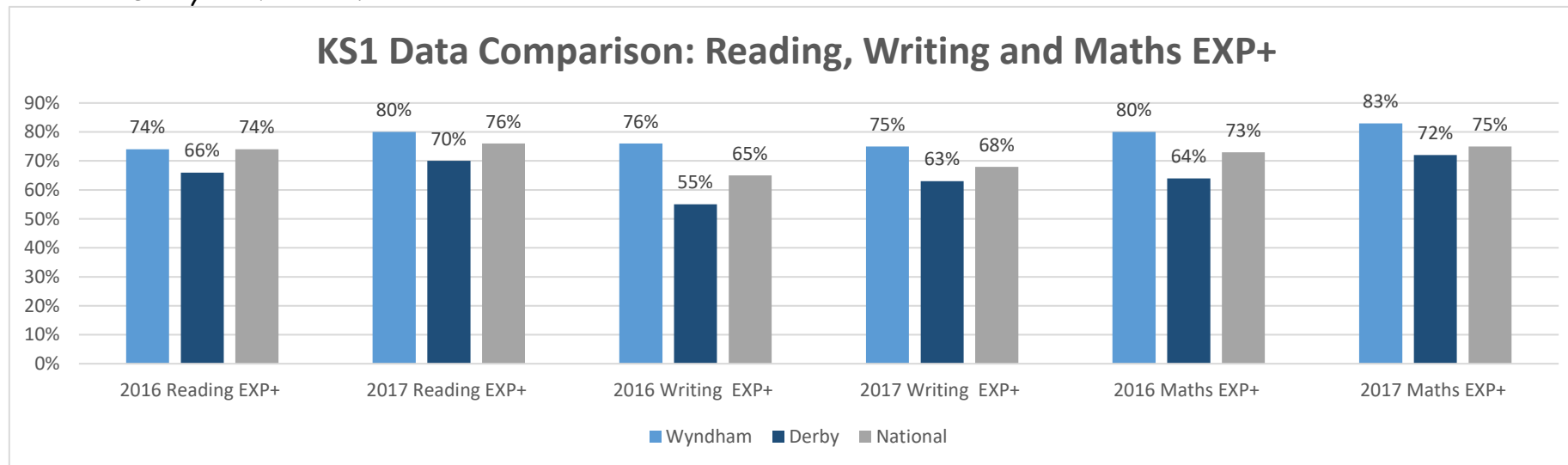
*There has been a significant increase in children passing the phonics screening checks over the past four year, from 60% to 85%. We are now above national (+4%).*



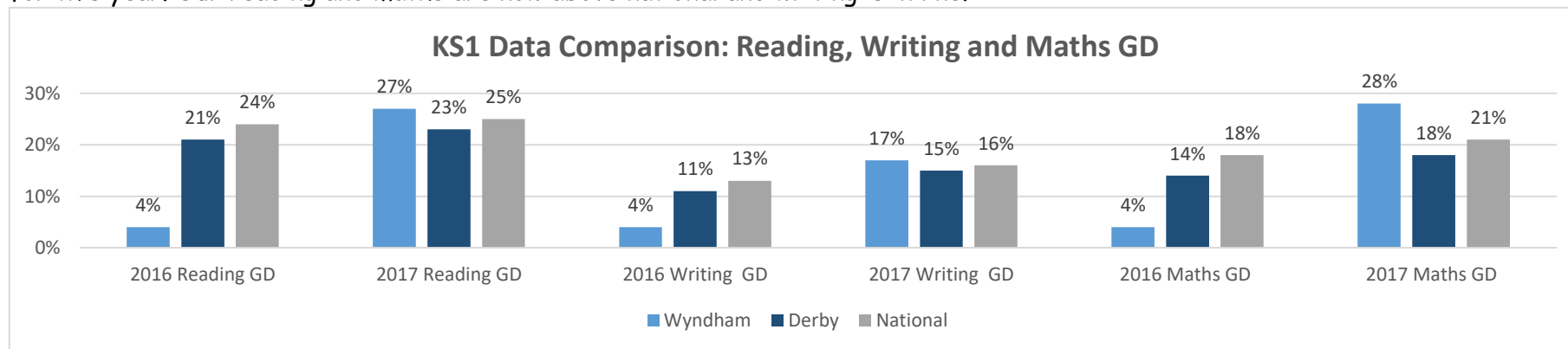
*The data for the year 2 retakes showed an increase over time (from 2014 to 2015) but a dip with the 2016 cohort as the number of children repeating the screen got smaller, from 19 children in 2015 to only 8 children in 2016. This year 82% of year 2 children passed the phonic screen.*

## Data Comparison against National 2015 & 2016

In 2017, Reading and Maths saw an increase of children reaching the expected standard and writing remained largely the same. All are above Derby and National.



There has been a big increase of children achieving the Greater Depth standard across all subjects, which was one of our SDP aims for this year. Our reading and maths are now above national and writing is in line.



### Data Comparison against National 2015 & 2016

The 2016 data shows we are above national standards in all areas and exceed combined standards, achieving 74% compared to 61%, the national standard. Children achieving the higher standard/GD in writing, maths and SPAG has increased. Reading has gone down slightly.

